



# HYDROMATIC®

## SKV50

### Submersible Sewage Ejector

- Residential Sewage
- High-Capacity Sump
- Septic Tank Effluent



**Pentair  
Water™**

# SKV50 - Submersible Sewage Ejector Pump

## FEATURES

The Hydromatic SKV50 submersible pump is specifically designed to meet the demands of residential wastewater and sewage applications, and the quality standards of the professional plumber. The 2 inch NPT discharge pump (3 inch discharge optional) is available with a powerful 1/2 HP motor, in both automatic and manual configurations. The SKV50 can handle capacities up to 180 gallons per minute and heads to 20 feet.


The SKV50 features are impressive. The heavy-duty cast iron and engineered thermoplastic construction provides durability in rugged applications. The pump's high-capacity, recessed, vortex impeller is threaded to a stainless steel shaft, providing long life in demanding applications. The recessed impeller is capable of passing 2 inch spherical solids and lint.

The SKV50 is offered in two automatic configurations. The SKV50AD uses a diaphragm piggyback switch to operate the pump automatically. The SKV50AW uses the wide angle mechanical float switch.

The SKV50's oil-filled motor provides superior cooling and lubrication, allowing the motor to run cool, quiet and trouble-free for years. This oil-filled design provides permanent bearing lubrication, eliminating maintenance for the bearing and extending the life of the pump. In addition, to protect against overheating and costly repairs, the motor windings contain an automatic reset thermal overload.



Piggyback Switch Plug

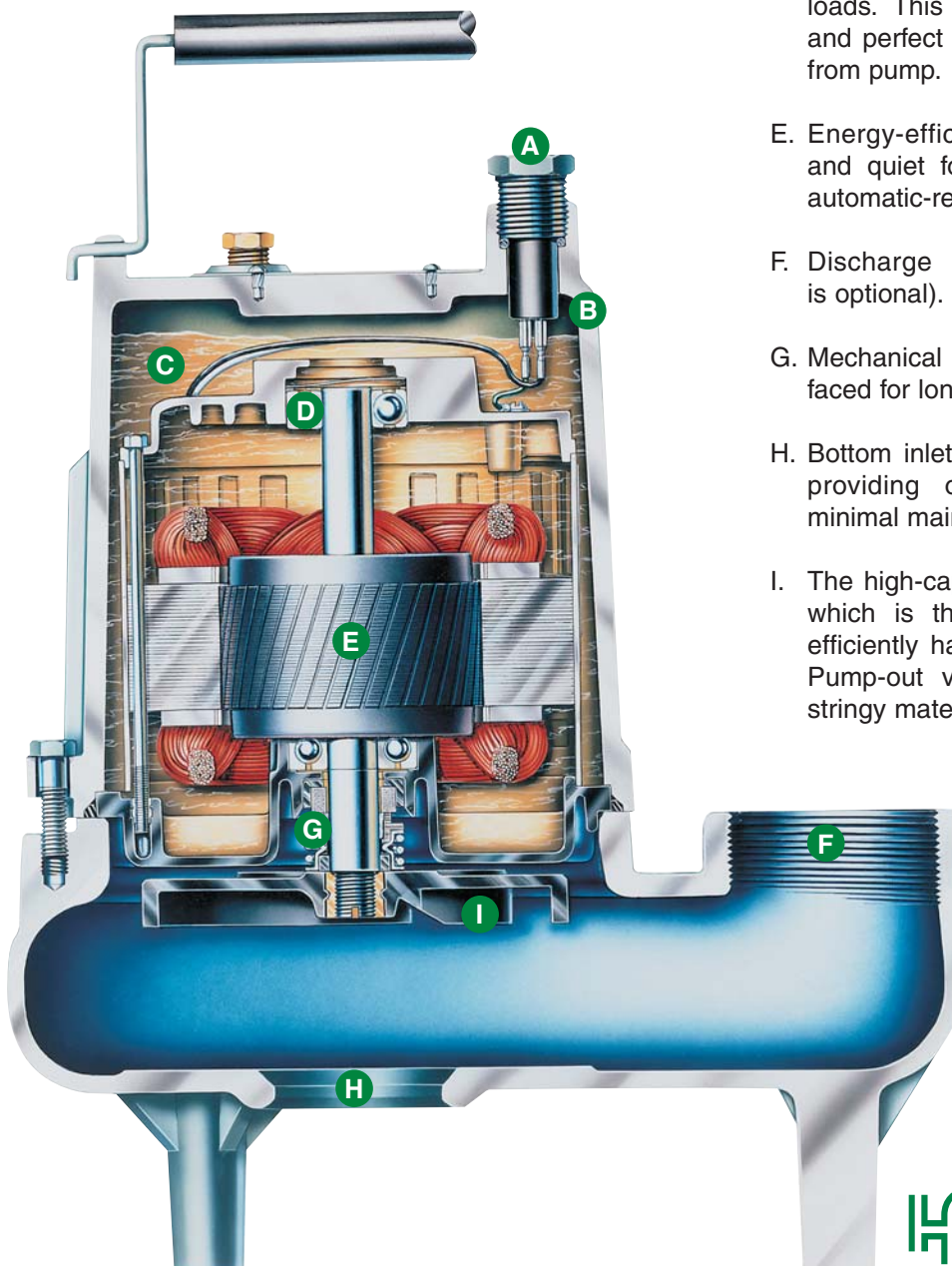


# SKV50 - Submersible Sewage Ejector Pump

## BENEFITS

The SKV50 is a completely submersible ejector pump for use in handling wastewater and sewage in residential and commercial building applications, and is available in automatic or manual configurations.

Automatic models feature either a wide-angle mechanical float switch or a pressure activated diaphragm switch. Both switches feature the piggyback plug-in arrangement that facilitates replacing the switch or converting the pump to manual operation.



- A. Water-resistant power cord with molded plug is available in 10 or 20 foot lengths.
- B. Heavy-duty, cast iron construction provides long life and assists in heat dissipation for cooler motor operation.
- C. Oil-filled motor provides superior cooling and permanent lubrication of bearings, minimizing maintenance and extending service life.
- D. Upper and lower ball bearings support motor shaft, minimizing the effects of impeller thrust loads. This design results in minimum friction and perfect alignment of rotor, for longer service from pump.
- E. Energy-efficient 1/2 HP motor runs cool and quiet for long life. Motor windings contain automatic-reset, thermal overload protection.
- F. Discharge is standard 2 inch NPT (3 inch is optional).
- G. Mechanical shaft seal is carbon- and ceramic-faced for long, leak-proof life.
- H. Bottom inlet has no screen to become clogged, providing optimum pump performance and minimal maintenance.
- I. The high-capacity, vortex, thermoplastic impeller, which is threaded to a stainless steel shaft, efficiently handles up to 2 inch spherical solids. Pump-out vanes on back of impeller prevent stringy materials from binding impeller or shaft.

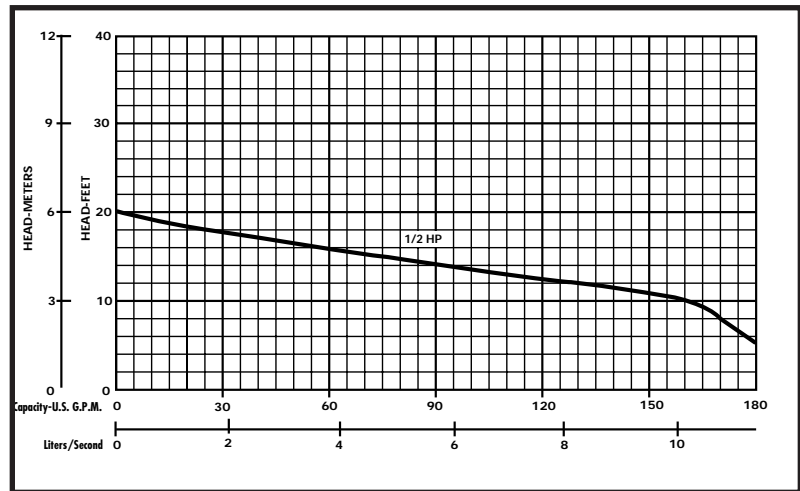
# SKV50 - Submersible Sewage Ejector Pump

## Details

### Pump Characteristics

Pump/Motor Unit	Submersible	
Manual Models	SKV50M1	SKV50M2
Automatic Models	SKV50A1	—
Horsepower	1/2	
Full Load Amps	11.0	5.0
Motor Type	Split Phase	
R.P.M.	1750	
Phase Ø	1	
Voltage	115	230
Hertz	60	
Operation	Intermittent	
Temperature	140°F Ambient	
NEMA Design	L	
Insulation	Class B	
Discharge Size	2" NPT std. (3" opt.)	
Solids Handling	2"	
Unit Weight	54 lbs.	
Power Cord	16/3, SJTA, 115V = 10' std. (20' opt.) 230V = 10' std.	

### Performance Data



### Dimensional Data



### Materials of Construction

Handle	Steel
Lubricating Oil	Dielectric Oil
Motor Housing	Cast Iron
Seal Plate	Engineered Thermoplastic
Pump Casing	Cast Iron
Shaft	Stainless Steel
Mechanical Shaft Seal	Seal Faces: Carbon/Ceramic Seal Body: Brass Spring: Stainless Steel Bellows: Buna-N
Impeller	Engineered Thermoplastic
Upper Bearing	Single Row Ball Bearing
Lower Bearing	Single Row Ball Bearing
Fastener	Stainless Steel



— Your Authorized Local Distributor —

#### USA

740 E. 9th Street Ashland, Ohio 44805  
Tel: 419-289-3042 Fax: 419-281-4087

www.hydromatic.com

#### CANADA

269 Trillium Drive Kitchener, Ontario, Canada N2G 4W5  
Tel: 519-896-2163 Fax: 519-896-6337